

RECINTHA® STADIUM

This specially designed fence for sport location is made in welded mesh according to the UNI EN 13200 norm. RECINTHA® STADIUM is not just a robust and very sturdy fence, but also guarantees to the audience an excellent vision through. In order to offer a product able to respond the new sports projects characteristics, this system has been equipped with particularly elegant and nice posts.

Available in three models: RS1 H = 2230 mm; RS2 H = 2430 mm; RS3 H = 2230 mm + 630 mm (cranked top) to comply to different sports facility areas standards.

TECHNICAL DETAILS

Dimensions

- > Mesh 50x200 mm
- > Twin horizontal wires Ø 8 mm, vertical wires Ø 6 mm

Material

- > Steel S235JR UNI EN 10025

Coating

- > Painting with polyester resins

Colours

- > RAL 6005 green, other RAL colors' available on demand

Gates

- > Safety gates built in compliance of the applicable laws on football fields and stadiums partitions

APPLICATIONS



- > Football field fence
- > Sport arenas
- > Athletics grounds
- > Sports facilities
- > Hippodrome
- > Car racetrack

PRODUCT SPECIFICATIONS

RECINTHA® STADIUM fence is made of 50x200 mm electro-welded wire mesh panels, with double 8 mm horizontal wires and 6 mm vertical ones, mounted on Omega section posts profile, secured with stainless steel anti-theft bolts and cover plate, all in accordance with the Norm UNI EN 13200 (sports playgrounds partitions).


Finish hot-dip galvanized according to UNI EN ISO 1461 and polyester powder coated.

Post centers distance: 2570 mm.



> see pages 59-62-65

Omega post 120x60x30x3 mm section







Cranked top



Horizontal railing "U" section

PANEL				POST		Post to be set in concrete		Post with base plate	
H	L	Weight		Omega Section	Fixing points	L	Weight galv.	L	Weight galv.
mm	mm	kg/ea	kg/m ²	mm	n°	mm	kg/ea	mm	kg/ea
2230	2508	42.9	8.7	120x60x30	11	3000	35.4	-	-
2430	2508	46.7	8.7	120x60x30	13	3000	36.2	-	-
2230+630	2508	42.9	8.7	120x60x30	11	2780+650	41.1	-	-



	POSTS P. 58
	ASSEMBLY SYSTEMS P. 61
	CAPS P. 64
	RECINTHA® ACCESSORIES P. 65